

HEAD START TRIBAL CONSULTATION

July 7, 2009
Denver, Colorado
Region VIII

EXECUTIVE REPORT



OFFICE OF HEAD START
ADMINISTRATION FOR CHILDREN AND FAMILIES
U.S. DEPARTMENT OF HEALTH AND HUMAN SERVICES



CONTENTS

Consultation Participants.....1
Tribal Concerns and Recommendations.....2

APPENDICES

A. Agenda..... 5
B. Head Start Funding: American Recovery and Reinvestment Act (ARRA)
FY 2009 Appropriations: PowerPoint Presentation..... 6
C. American Indian/Alaska Native Regional Office Overview:
PowerPoint Presentation.....11
D. Evaluation Results.....17

CONSULTATION PARTICIPANTS

TRIBAL PARTICIPANTS

Karen Condon, Tribal Council Member, The Confederated Tribes of the Colville Reservation, Washington

Gary Hayes, Vice Chairman, The Ute Mountain Ute Tribal Council, Colorado

Carol Wetsit Jones, Designated Tribal Representative, The Fort Peck Tribes, Montana

Viola Wood, Head Start Director, The Fort Peck Tribes, Montana

Sharlene Zacherle, Acting Program Manager, The Colville Confederated Tribes Head Start, Montana

OFFICE OF HEAD START PARTICIPANTS

Reneé Perthuis, Director of Program Operations, Operations Division, Office of Head Start (OHS), Administration for Children and Families (ACF), U.S. Department of Health and Human Services (HHS)

Nina McFadden, Regional Program Manager, American Indian/Alaska Native (AIAN) Head Start Programs, OHS, ACF, HHS

Craig Turner, Director, Budget and Policy Division, OHS, ACF, HHS (attended via Webinar)

ADDITIONAL ATTENDEES

Elaine Shea, Local TA Specialist, American Indian Technical Assistance Network (AI-TAN), Academy for Educational Development (AED)

TRIBAL CONCERNS AND RECOMMENDATIONS

As mandated by the Improving Head Start for School Readiness Act of 2007, the Office of Head Start (OHS) held a one-day Tribal Consultation session in Denver, Colorado on July 7, 2009. OHS met with the leadership or designated representatives of Tribal Governments operating Head Start and Early Head Start programs. The purpose of the consultation session was to solicit input on ways to better meet the needs of American Indian and Alaska Native children and their families. General topics included national and regional updates, funding allocations under the American Recovery and Reinvestment Act (ARRA), distribution formulas, and other issues affecting the delivery of Head Start services in the Tribes' geographic locations. Specific topics included policy, curriculum research, Head Start/Early Head Start conversion, program quality, and monitoring.

The concerns and recommendations communicated by Tribal Leaders and other participants at the session in Denver are highlighted below.

ARRA Funding/Cost of Living Allowance (COLA) Payments

- Tribes understand that ARRA is a one-time allocation. The concern was whether the Federal Government will permanently increase program budgets after ARRA so Tribes can continue to meet Head Start requirements.
- Why must Tribes apply for the 4.9% COLA allocation? Each Tribe has its own process for applying for funds. It is a lengthy process and a hardship to meet required deadlines. It is even more difficult when Tribes are located in rural areas.

Communication

- A letter sent only to a Tribal Leader is often opened by a staff member and does not always find its way to the right person. Communication should be distributed to all Tribal Council members.
- It is recommended that future Tribal Consultations be rotated between Alaska and Washington State.

Early Head Start (EHS) Expansion

- Tribes already receive low funding. Many programs are in need of EHS expansion; however, it is a hardship to compete against other Tribes for funding dollars.
- Many Tribes in need of EHS expansion dollars are prevented from applying because of the short deadlines imposed to complete applications.

Transportation

- There is insufficient funding for transportation. Many Tribes are located in rural areas where transportation costs are much higher than in the city.
- Tribes have insufficient buses available to transport Head Start and Early Head Start students. Some programs have applied for ARRA funding to trade in old buses or to secure purchase/lease agreements. However, ARRA limits requests to 10%.

Facilities

- Head Start facilities are insufficient. In one district, classroom space was rented from the Tribal school; however, that arrangement ended due to lack of funding.
- Playgrounds need to be brought up to code. Tribes would also like to see playgrounds open to all children in the community.

Teacher Credentials / Professional Development

- The educational requirements for Head Start teachers are a burden. Tribes will have difficulty meeting the 2013 deadline.
- Many staff members are tasked with dual roles. Classroom aides also serve as bus drivers, while meal preparation staff also serve as janitors. These dual roles lead to staff burnout and frustration.

Funding

- It is difficult to compete against other Tribes for OHS funding. Why must Tribes compete for funds allocated for Indian communities?
- Outcomes from risk management of programs should be looked at annually to identify funding needs, instead of requiring Tribes to complete an application for funding, which takes valuable time away from providing services to the children.
- More time is needed for Tribes to meet funding deadlines. Oftentimes, the approval from the Tribal Council is delayed due to canceled meeting because of unforeseen circumstances. The administrative review process alone can take up to 30 days to complete.

Health Services

- Mental health services are needed in Indian Country. However, Tribes have no means of providing these services to children who come from abusive homes and/or suffer emotional trauma. A mental health provider, who specializes in children, is needed to provide support to children from abusive homes where alcohol and drug use play a role.

- The entire birth to three population is in need of health services, not just Head Start. Also, Tribes would like to recommend funding for a speech pathologist, who can assist children birth through five.
- Tribes receive monthly USDA funding to provide healthy meals for children. And in many cases, that is the only healthy meal a child will receive. However, the funding is not enough. In the future, Tribes would like to provide the children with snack bags to ensure they are receiving the nutrition they need.
- Tribes suggest that a survey be conducted to determine how dependent the children are for healthy meals from Head Start.
- The Indian Health Service (IHS) is not meeting Tribal needs. Government agencies must work together to evaluate children for learning disabilities. Those who have not been evaluated at an early age cause disruptions later on and cause distractions to the learning environment.
- Once a child is registered in Head Start, OHS should consider offering a program for parents on parenting. Such a program would highlight the parents' key role in their child's education. Also, a program that counsels parents on the risks of alcohol and drug abuse is needed. The Tribal Council Leadership must also reinforce these risks and their effects on the children.
- Programs have difficulty getting the IHS and Advisory Committees to include lead screening as part of the health screenings for all children. It is only done when staff knows of a higher risk of lead levels within a community.

Curriculum / Language Revitalization

- The Head Start Act should be amended to ensure Tribes have a say in the development of goals for language and culture. These goals must be inclusive of Tribal needs.
- How does "No Child Left Behind" impact the Head Start Act? Tribes want to ensure all Acts include Tribal efforts to revitalize Native American language.
- Tribes seek funding to support teachers seeking education in Native American Language and Native customs and culture.

In-Kind Services

- Tribes have difficulty meeting the criteria for the in-kind match. The economic downturn has forced programs to submit waivers.

AGENDA

TRIBAL CONSULTATION MEETING

July 7, 2009
Denver, Colorado

AGENDA

9:00 A.M. **TRIBAL OPENING**

WELCOME & INTRODUCTIONS

Reneé Perthuis, Director of Program Operations, Operations Division, Office of Head Start (OHS)

9:20 A.M. **NATIONAL & REGIONAL UPDATES**

*Reneé Perthuis
Nina McFadden, Regional Program Manager, American Indian/Alaska Native Program Branch, OHS*

TRIBAL INPUT

10:00 A.M. **AMERICAN RECOVERY AND REINVESTMENT ACT FUNDING**

Craig Turner, Director, Budget and Policy Division, OHS

TRIBAL INPUT

11:30 A.M. –
1:00 P.M. **LUNCH ON YOUR OWN**

1:00 – 5:00 P.M. **ENHANCING SERVICE DELIVERY: TRIBAL STATEMENTS**

Reneé Perthuis, Facilitator

5:00 P.M. **WRAP UP & ADJOURNMENT**

Reneé Perthuis, Facilitator


HEAD START FUNDING: AMERICAN RECOVERY AND REINVESTMENT ACT (ARRA) FY 2009 APPROPRIATIONS: POWERPOINT PRESENTATION



Head Start Funding

American Recovery and Reinvestment Act (ARRA)
FY 2009 Appropriations

1



ARRA Funding

- The American Recovery and Reinvestment Act (ARRA) includes a funding increase of \$2.1 billion for Head Start.
- \$1.1 billion of the funding is for Early Head Start expansion.
- \$1 billion of the funding is to be allocated in accordance with the statutorily mandated allocation requirements for Head Start.

2



FY 2009 Appropriations Increase

- In addition to the ARRA funding, Head Start was given a \$235 million increase in funding for fiscal year 2009.
- The total funding increase for Head Start is \$2.35 billion.

3



\$2.35 billion

This \$2.35 billion will be used for several purposes:

- COLA	\$ 325,577,000
- Quality	\$ 353,779,000
- Expansion	\$ 219,612,000
- EHS Expansion	\$ 1,157,000,000
- T/TA	\$ 140,820,000

4

**\$2.35 Billion (cont'd)****COLA (\$325,577,000)**

All grantees will get a funding increase of 4.9% to offset increased inflationary costs. Most staff should receive a 4.9% salary increase.

5

**\$2.35 billion (cont'd)****QUALITY IMPROVEMENT
(\$353,779,000)**

- All grantees will get an increase in funding based on their number of enrolled children. The average increase will be 5%. Quality funds can be used to increase staff salaries and fringe benefits, hire additional staff, improve facilities and other quality related improvements.

6



\$2.35 billion (cont'd)

**Head Start Expansion
(\$120,000,000)**

- Expansion will add another 16,600 children.
- AIAN grantees will compete for \$10 million in expansion funding. (The AIAN expansion allocation is determined by law.)

7



\$2.35 billion (cont'd)

**Early Head Start Expansion
(\$578,000,000)**

- Funds will be competitively awarded.
- Expansion is not limited to current grantees.
- Any eligible agency may apply.
- AIAN will compete against other AIAN applicants.

8



\$2.35 billion (cont'd)

Training and Technical Assistance (\$140,000,000)

- Funds will be used for several purposes, including assisting newly funded EHS grantees.

9



Funding Availability

- ARRA funds are time limited (thru 9/30/2010)
- The \$235 million appropriation increase is not time limited and will be added to grantees' base funding.
- The \$235 million will provide for continuation of part of the COLA (3.1%) and all of the AIAN expansion (\$10M).

10

**AMERICAN INDIAN / ALASKA NATIVE PROGRAM BRANCH OVERVIEW:
POWERPOINT PRESENTATION**




American Indian/Alaska Native Tribal
Head Start Consultation Session



Denver, Colorado
Hyatt Regency Denver
July 7, 2009



1



2009 Statistics: AIAN Programs


152 AIAN Grantees

- Head Start (HS) Only 111
- Early Head Start (EHS) Only: 3
- Operates both HS & EHS: 38


Located in 26 states

HS Children Funded Enrollment: 20,541

EHS Infants & Mothers Funded Enrollment: 2,366



2



2009 Funding - \$190,610,960

Head Start

Total FY'09 AIAN HS Funding: \$163,125,978

Base:	\$155,994,302
TA:	2,147,735
COLA:	4,773,424
Oral Hth:	210,517


ACF Funded Head Start Enrollment: 20,541

Early Head Start


Total FY'09 AIAN EHS Funding: \$27,484,982

Base:	\$ 26,069,979
TA:	617,261
COLA:	797,742

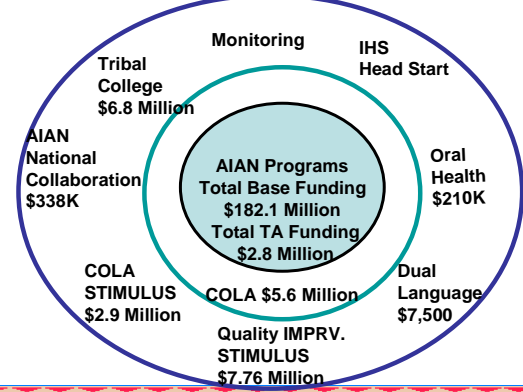
ACF Funded Early Head Start Enrollment: 2,366



3




2009 Funds in support of AIAN Tribal Grantees

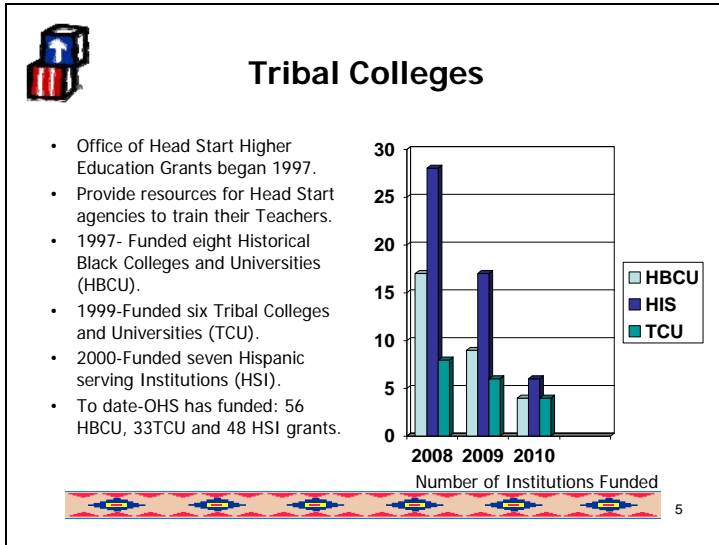


The diagram consists of three concentric circles representing different levels of funding support for AIAN Tribal Grantees in 2009.

- Innermost Circle (AIAN Programs):**
 - Total Base Funding: \$182.1 Million
 - Total TA Funding: \$2.8 Million
- Middle Circle (Supporting Programs):**
 - Monitoring: IHS Head Start
 - Oral Health: \$210K
 - Dual Language: \$7,500
 - Quality IMPRV. STIMULUS: \$7.76 Million
 - COLA \$5.6 Million
 - COLA STIMULUS: \$2.9 Million
 - AIAN National Collaboration: \$338K
 - Tribal College: \$6.8 Million
- Outermost Circle (Total Support):**
 - Monitoring
 - IHS Head Start
 - Oral Health
 - Dual Language
 - Quality IMPRV. STIMULUS
 - COLA \$5.6 Million
 - COLA STIMULUS
 - AIAN National Collaboration
 - Tribal College




4



Tribal Colleges


Type of College	FY 2008: Number of Institutions Funded and Total Monies Awarded		FY 2009: Number of Institutions Funded and Total Monies to be Awarded		FY 2010: Number of Institutions Funded and Total Monies to be Awarded	
Historical Black Colleges and Universities (HBCU)	17 HBCU:	\$ 3,105,528	9 HBCU:	\$ 1,909,776	4 HBCU:	\$ 1,164,720
Hispanic Serving Institutions (HSI)	28 HSI:	\$ 4,952,690	17 HSI:	\$ 3,318,465	6 HSI:	\$ 1,680,506
Tribal Colleges and Universities (TCU)	8 TCU:	\$ 1,870,204	6 TCU:	\$ 1,570,204	4 TCU:	\$ 1,276,735
TOTAL:	53 :	\$ 9,928,422	32:	\$ 6,798,445	14:	\$ 4,121,961

6




FY 2008 Awardees

- Southwestern Indian Polytech Institute \$150,000 in FY 2008
- Chief Dull Knife College \$150,000 in FY 2008
- Sitting Bull College \$143,529 in FY 2008, 2009
- Northwest Indian College \$149,940 in FY 2008, 2009
- College of Menominee Nation \$500,000 in FY 2008, 2009,
2010, 2011, 2012
- Oglala Lakota College \$300,000 in FY 2008, 2009,
2010, 2011, 2012
- Sinte Gleska University \$215,255 in FY 2008, 2009,
2010, 2011, 2012
- Stone Child College \$261,480 in FY 2008, 2009,
2010, 2011, 2012




7



Services Provided During 2008

- AIAN Head Start Grantees provided services to 23,183 children enrolled in HS/EHS Programs
 - located in
 - 623 Centers (538 HS & 85 EHS)
 - 1,047 HS classrooms & 207 EHS classrooms
- The average funding amount per child
 - For EHS was \$11,019
 - For HS was \$7,595
- Through these grants, 6,454 people were employed – the majority of whom were parents of Head Start Children



8



Major Focus Areas

- Medical and Dental Screenings and Treatments
- Teacher Credentials
- Retaining Teachers and HS Directors
- Facilities



9



Tribal Consultation

- HHS Tribal Consultation Policy
 - How can we consult better with Tribes
- Relationship building & communications with goal of strengthening programs & services
 - Risk Management Meetings
 - Improved collaboration and coordination between grants, program, state collaboration, TA and Tribes
 - Web Site for AIAN Tribal Grantees
 - Tribal Leader Letters & Briefing Packets



10



Tribal Consultation Schedule

- **Region I, II, IV, VI**
 - Albuquerque, NM
April 21, 2009
 - Marksville, LS,
May 13, 2009
- **Region V**
 - Bloomington, MN
July 23, 2009
- **Region VII**
 - Kansas City, MO
July 21, 2009
- **Region VIII**
 - Denver, CO
July 7, 2009
- **Region IX**
 - Tucson, Arizona,
May 5, 2009
- **Region X**
 - Anchorage, AK,
May 26, 2009



11



The American Indian/Alaska Native Head Start Program

*is the heart
of our communities*



12

EVALUATION RESULTS

Summary: Out of the 6 Tribal participants, 5 completed an evaluation. The majority of respondents (80%) believed the information presented was “extremely helpful.” Almost all of the respondents indicated that the time allotment for presentations, and the questions and answer opportunities, along with OHS responses to questions, were “excellent.” The meeting location and logistical arrangements received an “excellent” evaluation from the majority of respondents. And, almost everyone ranked their overall satisfaction with the meeting as “excellent.”

Tribal Participants = 6 | Total Respondents = 5

	Extremely Helpful	Somewhat Helpful	Not Helpful
The Information Presented was:	4 (80%)	1 (20%)	0

	Excellent	Satisfactory	Poor
Time Allotment for Presentations was:	4 (80%)	1 (20%)	0
Question and Answer Opportunities and OHS Responses to Questions were:	4 (80%)	1 (20%)	0
Meeting Location and Logistical Arrangements were:	4 (80%)	0	1 (20%)
Overall Satisfaction with Meeting:	4 (80%)	0	1 (20%)

In What Areas Would You Like Additional Information or Clarification?

No comments received.

Additional Comments and Suggestions:

Summary: While respondents appreciated the small group session, it was felt that more Tribal Board members should be in attendance. It was suggested that future consultation sessions remain in Denver and be offered later in July. The feedback indicates that participants felt the meeting was well organized and culturally sensitive.

- “I enjoyed the small group session.”
- “The annual consultation session should remain in Denver and be hosted the week of July 19 - 23.”
- “The Consultation was well organized. There was very personal communication. It was especially helpful and culturally appreciative. Thank you.”
- “There should be more Tribal Board members in attendance.”