



THE NATIONAL CENTER ON
Program Management
and Fiscal Operations

Head Start A to Z: Using Data in HS/EHS— *The Leader's Role*




This product was prepared under Grant #90HC0006 for the U.S. Department of Health and Human Services, Administration for Children and Families, Office of Head Start, by the National Center on Program Management and Fiscal Operations.



Key Message

In order to be useful, data must be presented to decision-makers in such a way that they can relate to the data and act upon the information.





THE NATIONAL CENTER ON
Program Management
and Fiscal Operations

Nifty Notes





THE NATIONAL CENTER ON
Program Management
and Fiscal Operations

Using Data in HS/EHS:

The Leader's Role



Session Outcomes

- Understand the roles that leaders play in supporting the effective use of data
- Learn about how use of data is integrated into the Head Start program planning cycle
- Know the four data activities
- Learn how to use data in planning and decision-making

What Head Start Leaders Are Saying about Data



Having the data be living numbers has helped us with planning.

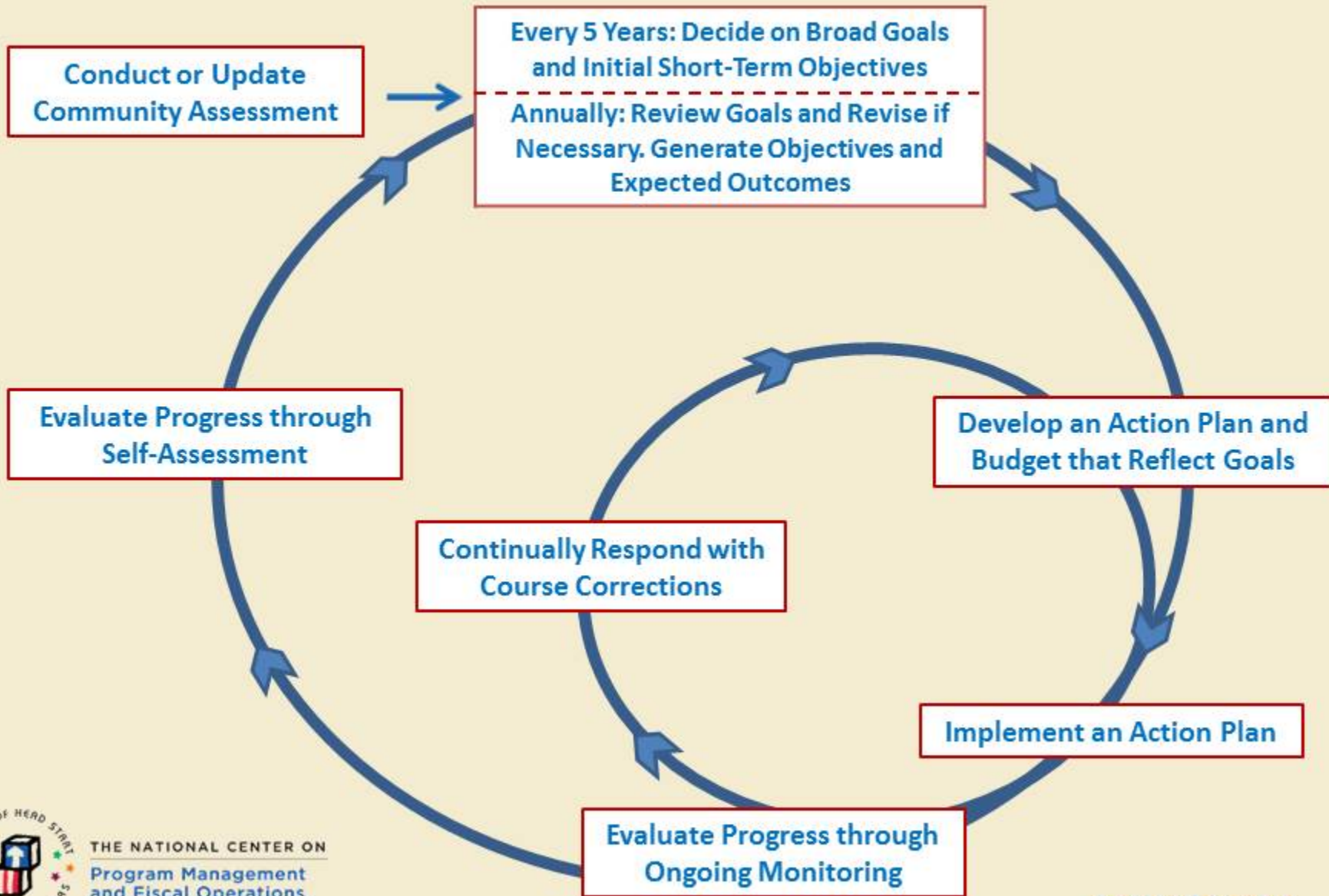
Using Data: Leader's Role

- Create a culture for data use
- Steer the use of data throughout the planning process, including development of a data plan
- Lead teams to get the big picture/integrate program, fiscal, and service area data
- Present data in a way that promotes strategic decision-making
- Use data to tell a compelling story
- Guide and model the use of data with individual staff
- Report appropriately internally and externally

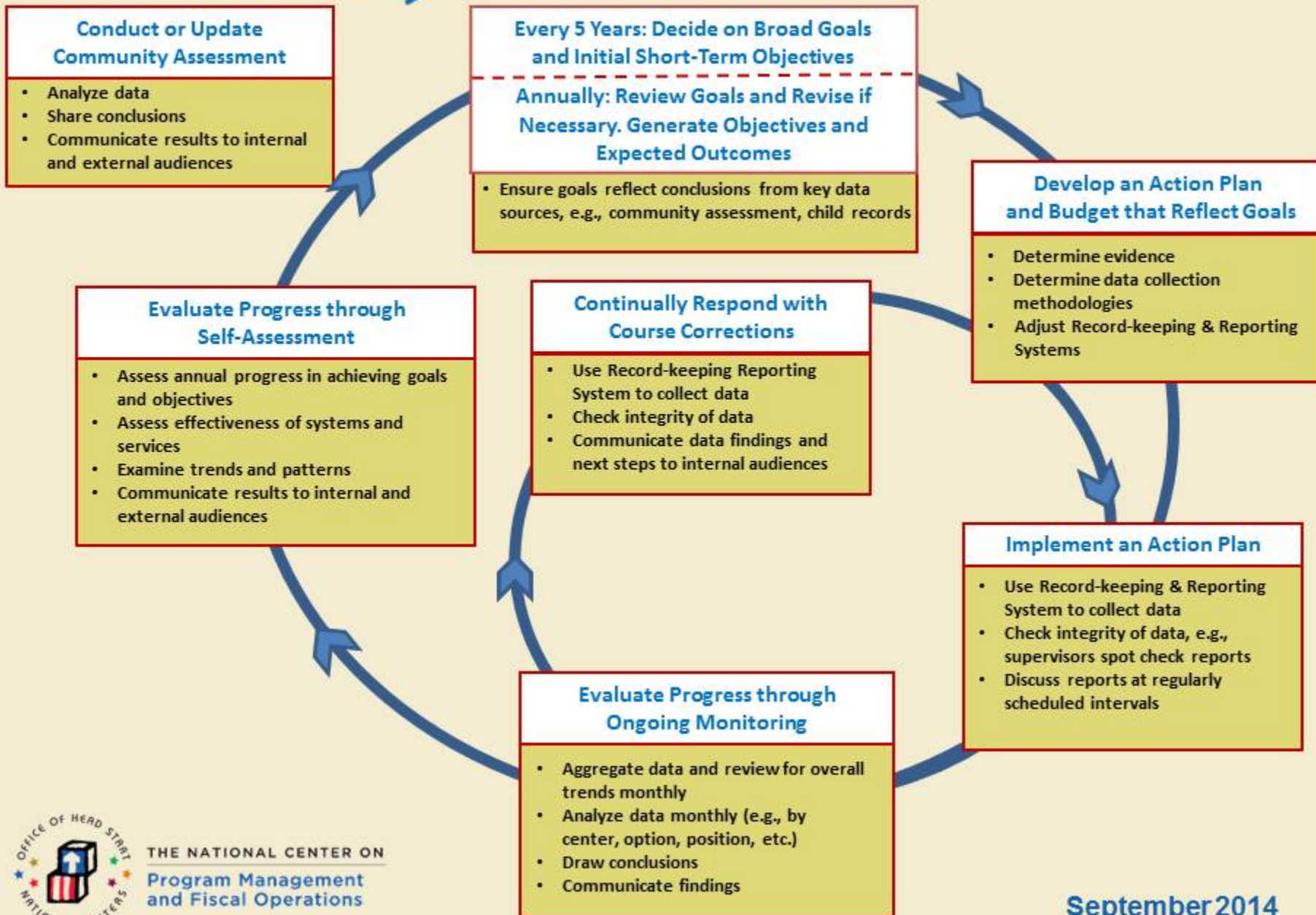
Your Turn

1. What's involved in this role?
2. What challenges might you face?

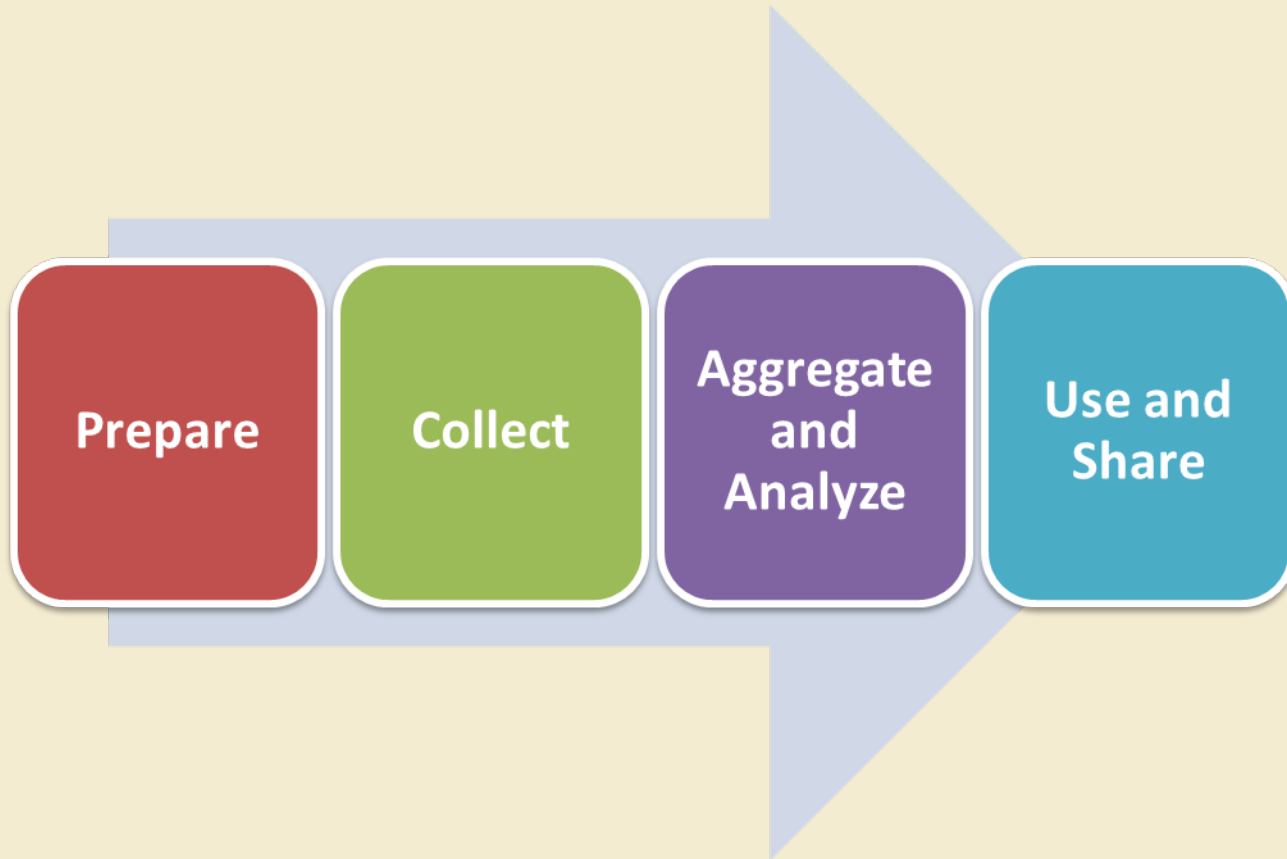
Program Planning Cycle



Integrating Data into Program Planning Systems



Data Activities



Jigsaw Reading

The Four Data Activities



- Form groups of four.
- Read one section of the handout.
- Share with your team.

Telltale Data

Head Start and Early Head Start, Anywhere, USA

1. Form pairs or small groups. Walk around the room with your group and review the data sources.
2. Select 3 or 4 of the data sources. Include at least 1 fiscal source.
3. Use those data sources to tell a story about the program.
4. Identify your audience: internal or external.
5. Include questions you would want answered to create a more robust story. List other data sources that would have allowed you to do this.

Data & Information

“ . . . In order for data to become *useful* to a decision maker as information, it must be presented in such a way that he or she can relate to it and act upon it.”

—Laurence Prusak
Managing Information Strategically

