
 **Teacher Time** Welcome!

While you are waiting for Teacher Time to begin, please introduce yourself in the chat box. Let us know:

1. Your name
2. Where you are from
3. What is your position
4. And, answer the following question:

What do you like most about your infant toddler curriculum?





TEACHER TIME:
Implementing Infant Toddler Curriculum with Fidelity


December 14, 2018

Hosts: Judi Stevenson-Garcia & Treshawn Anderson


Guest Experts: Jennifer Marcela
Chat Room Facilitator: Jan Greenberg



NCECDTL

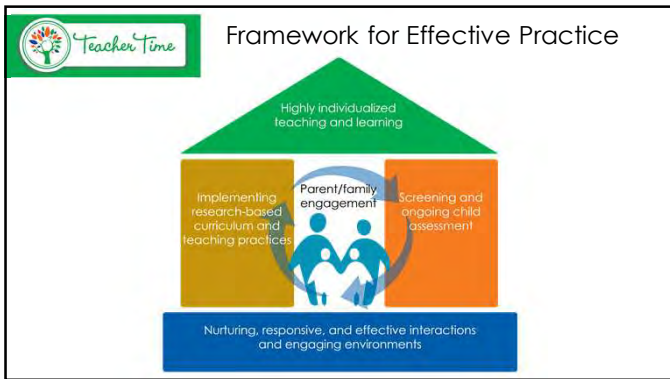
 **ON24 Features**

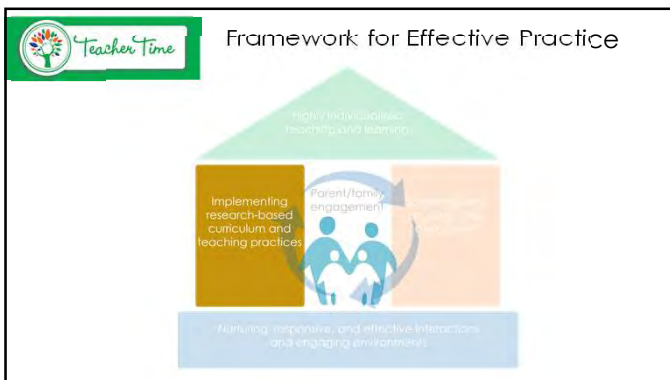
Chat Room Facilitator:
Jan Greenberg



- Customizable widgets at the bottom of the screen
- Chat Room for group interaction
- Q & A box for questions during the webisode
- Resource widget
- Download supporting documents
- Use a wired connection and close all windows for best results
- Complete evaluation


NCECDTL











 Get to Know Your Curriculum

1. What resources does your curriculum come with?
2. What does your curriculum say about how children learn? How do you tailor curriculum to meet the needs of every child-specifically those children who are dual language learners or children with suspected delays or diagnosed disabilities?
3. What learning domains does the curriculum cover?
4. How are learning experiences, such as book readings, sensory exploration, and song and movement activities, described by your curriculum?
5. What resources does your curriculum provide to engage families in their children's learning at home?

 Curriculum Quick Guide



EXPLORING YOUR CURRICULUM:
A Quick Guide for Teachers and
Family Child Care Providers



Implementing Curriculum With Fidelity

Understand:

- 1. Scope and Sequence
- 2. Individualization
- 3. What works well and what is challenging






Scope- the areas of development addressed by the curriculum such as social-emotional, cognitive, or physical development.

Sequence- learning experiences that support and extend children's learning at various levels of development






Infant/Toddler Approaches to Learning Sub-Domains

- Emotional and Behavioral Self-Regulation
- Cognitive Self-Regulation (Executive Functioning)
- Intention and Curiosity
- Discovery

Goals for Sub-Domain: Emotional and Behavioral Self-Regulation


Goal IT-ATL 1: Child manages feelings and emotions with support of familiar adults.

Goal IT-ATL 2: Child manages actions and behavior with support of familiar adults.



What scope?

- Small motor
- Language and literacy
- Gross motor development



What sequence?

- Give children thick crayons to use to use to make marks on paper
- Add small manipulatives that children can use during play time to strengthen their grip






Implementing Curriculum With Fidelity

Understand:

1. Scope and Sequence
2. **Individualization**
3. What works well and what is challenging
















Implementing Curriculum With Fidelity

Understand:

1. Scope and Sequence
2. Individualization
3. **What works well and what is challenging**







Implementing Curriculum With Fidelity

What parts of the curriculum are easy or hard to implement?


1. What is confusing?
2. How well do you individualize?
3. Are your learning environments, routines, and teaching practices in line with what the curriculum recommends?





Implementing Curriculum With Fidelity

1. What may be a clue that you might need to adjust your curriculum?







Implementing Curriculum With Fidelity







Understand:

1. Scope and Sequence
2. Individualization
3. What works well and what is challenging





Safe Foundations, Healthy Futures



Resources:

- MyPeers
- T4T
- ELOF2GO
- Safe Foundations, Healthy Futures

Upcoming Teacher Time Episodes:

January 18 – Implementing Curriculum with Fidelity – Preschool

February 15 – Supporting Families Through Transitions – Infants/Toddlers
